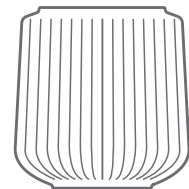


# HYDROPONIC PLANTER

Grow Kit Includes:



Planter



Net Pot +  
Grow Medium

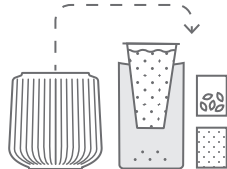


Seeds



Plant  
Food

01



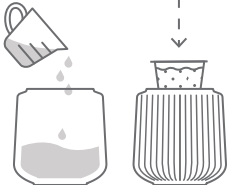
Wash hands, remove all contents from Planter. Remove Net Pot + Grow Medium from paper bag. Grow Medium may have shifted loose in bag. Empty any loose Grow Medium into Net Pot. Please recycle paper bag.

02



Rinse Grow Medium in Net Pot under water to remove dust.

03



Pour 2 ½ cups of water into the Planter. Insert Net Pot + Grow Medium into the Planter.

04



Sprinkle Seeds onto Grow Medium; push them ¼" below the surface.

05




Place in a sunny window. Set aside Plant Food; you'll need this after Seeds germinate. Germination rates vary by seed type.

06



Once sprouts appear, remove the Net Pot and empty the Planter. Refill with 2 ½ cups water and ⅛ tsp of Plant Food. Stir to dissolve. Return Net Pot to Planter.

07



Change the water every 7-10 days or as needed. Don't let the water level drop below the bottom of the Net Pot.

# FIELD NOTES



## Direct Light is Best

Your Seeds need at least 6-8 hours of direct sunlight to germinate. “Direct sunlight” means an unobstructed window. If your home doesn’t get direct sunlight, consider using a grow light.



## Plants Need Food Too

Plants in hydroponic systems require nutrients to grow continually. We’ve included Plant Food to replenish nutrients over time. Measure carefully; too much can stunt growth!



## No Need to Transplant

Over time roots will grow through the Net Pot into the reservoir. Transplanting can be risky, this can disrupt a mature root system and stunt plant growth.



## Salt Deposits

If you notice white residue on the top of the Grow Medium, fear not, these are sodium deposits from the nutrients. They are harmless and easily rinsed away under running water.



## Encourage Growth

As your plant grows, remove dead or yellowing foliage to encourage new growth.



## Grow Something New

Your Grow Kit is designed to grow again! Start new seeds or transplant potted plants into the Net Pot. To reuse, remove Net Pot and wash Planter with hot water. Remove existing plant and roots from Net Pot, preserve as much Grow Medium as possible.



## We’ve Got Your Back

Some Seeds may fail to germinate. This is Mother Nature at work. Reach out to our Customer Care team at [service@modsprout.com](mailto:service@modsprout.com) if your Seeds don’t germinate after 3-4 weeks.



## Join Us Online

Take a picture and share your new #plantparent status on social media to be a part of the Modern Sprout community.  
[@modsprout](#) | [#modernsprout](#)



## Watch Our Setup Video

# modern sprout®

Learn more at [modsprout.com](https://modsprout.com)  
[@modsprout](#) | [#modernsprout](#)  
© Modern Sprout LLC 2022 | Chicago, IL 60612

C0310854